

---

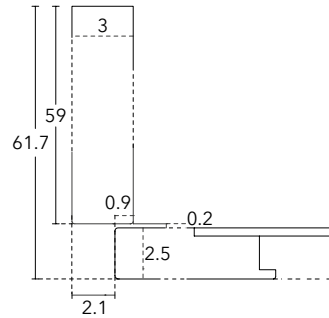
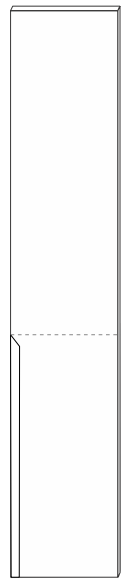
TECHNICAL  
SPECIFICATIONS

---

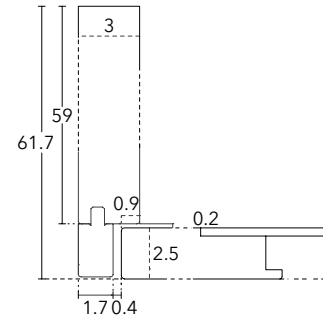
grandeur

# PIANCA

## WING DOOR



Deep wing frameless side



Deep wing side with frame

## DOOR DIMENSION

W 50 | H 238.5- 257.7 cm

W 60 | H 238.5- 257.7 cm

W 70 | H 238.5- 257.7 cm

## CHARACTERISTICS

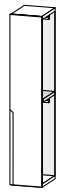
**Doors** made of engineered wood or industrial honeycomb panels, lacquered or with glass and mirror finish. The internal part of the door has the same lacquered finish as the external door.

**Door finishes** matt lacquered, high gloss lacquered; matt or high gloss lacquered glass; silver and smokey mirror.

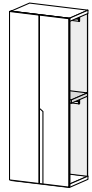
**Handle:** vertical, fixed to the door in matt or high gloss lacquered finish; matt or high gloss lacquered glass; silver or smokey mirror.

# PIANCA

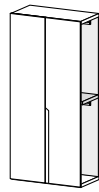
## WING DOOR MODULES D 60 cm



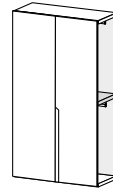
W 47.8 cm  
W 57.8 cm  
W 67.8 cm



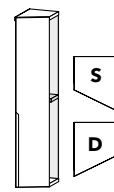
W 97.8 cm



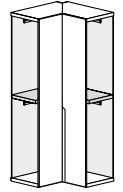
W 117.8 cm



W 137.8 cm



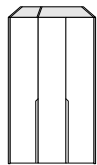
TERMINAL  
W 46.1 cm



CORNER  
W 110.7cm

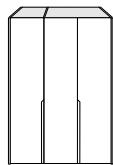
Height 238.5 | 257.7 cm available in custom size with additional charge

## COMPOSITIONS



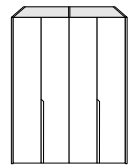
• 50 • 100 •

W 153.8 cm



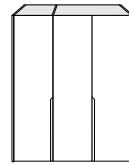
• 60 • 120 •

W 183.8 cm



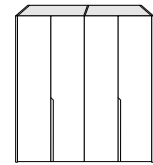
• 100 • 100 •

W 203.8 cm



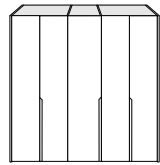
• 70 • 140 •

W 213.8 cm



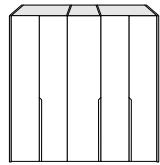
• 120 • 120 •

W 243.8 cm



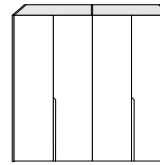
• 100 • 60 • 100 •

W 253.8 cm



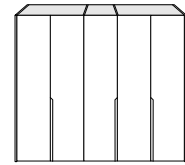
• 100 • 60 • 100 •

W 263.8 cm



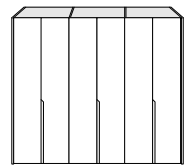
• 140 • 140 •

W 283.8 cm



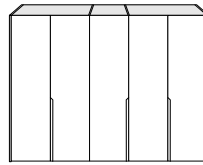
• 120 • 60 • 120 •

W 303.8 cm



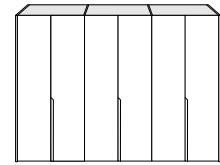
• 100 • 100 • 100 •

W 303.8 cm



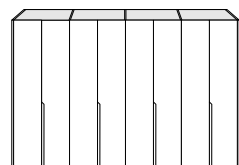
• 140 • 70 • 140 •

W 353.8 cm



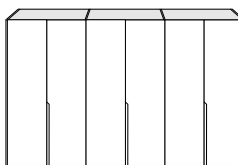
• 120 • 120 • 120 •

W 363.8 cm



• 100 • 100 • 100 • 100 •

W 403.8 cm



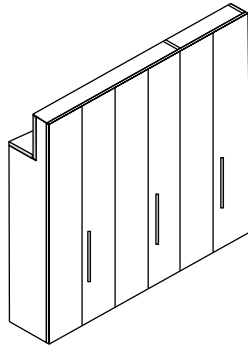
• 140 • 140 • 140 •

W 423.8 cm

# PIANCA

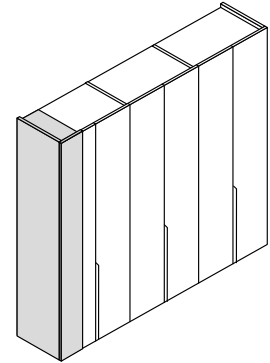
## MADE TO MEASURE SOLUTIONS

With Pianca you choose to enrich your wardrobe's uses and functionality: a vast array of uniquely modular additions such as: terminal elements, bridges, dressing closet, fillers. Just add the option to request tailor-made solutions for your structure to adapt and fit right into any space inside your home.\*



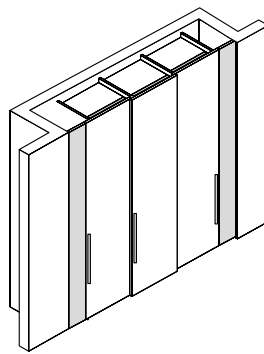
### DEPTH REDUCTION

Possible reductions on wing, sliding, bridge solutions but not on flush sliding modules.



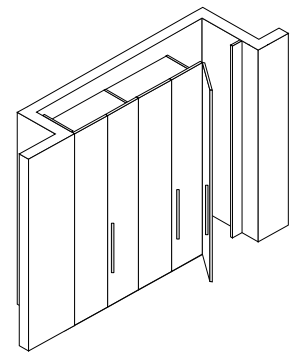
### WIDTH REDUCTION

It is possible to reduce in width wing modules, sliding modules, bridge solutions and closets.



### FILLERS

Available for wing and sliding modules, both for superior and lateral fillers. The fillers are available for fixing it flush with the door or with the side.



### FILLER DOORS

Lateral filler with wing opening made-to-measure in width from 15 to 70 cm equipped with wall mounted stopper and 180° hinges. It is not possible to use the Y handle or the push pull opening.

\* No customization is possible for Cornice and Link doors with aluminium frame, Print, Crea, Riflesso, Vela, Vitrum and Window doors; flush-sliding; wing door terminal modules; dressing closet. Drawers as well as glass, metal and pull-out accessories cannot be custom sized.

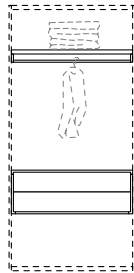
# PIANCA

## INTERIORS

Tidy wardrobe interiors are guaranteed by an extensive array of internal fittings, functional solutions with painstaking care for details. The shelves and cubbies stand out for their thickness, while the drawer units can be made with wooden or glass fronts.

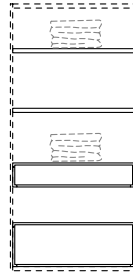
The choice of fittings is available in the range of lacquered and wood finishes and three finishes for the wardrobe structure: Bianco talco, Perlage terra, Perlage conchiglia and Borgogna.

### Interior configurations



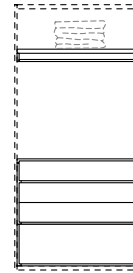
AM PROPOSE:  
1 hanging rod  
1 wooden shelf  
1 hanging drawer unit

DIMENSIONS  
W 97.8 | 117.8 | 137.8 | 147.8



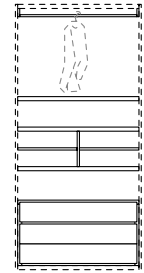
AN PROPOSE:  
2 wooden shelves  
1 hanging drawer unit  
1 floor-sitting drawer unit

DIMENSIONS  
W 97.8 | 117.8 | 137.8 | 147.8



AP PROPOSE:  
1 hanging rod  
1 wooden shelf  
1 floor-sitting drawer unit

DIMENSIONS  
W 97.8 | 117.8 | 137.8 | 147.8



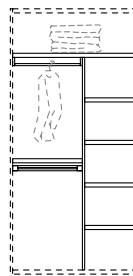
AQ PROPOSE:  
1 hanging rod  
1 wooden shelf  
1 floor-sitting drawer unit  
1 wooden cubby

DIMENSIONS  
W 97.8 | 117.8



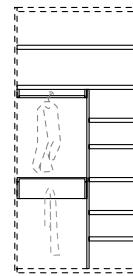
AE PROPOSE:  
2 hanging rods  
4 wooden shelves  
1 internal partition

DIMENSIONS  
W 97.8 | 117.8 | 137.8 | 147.8 cm



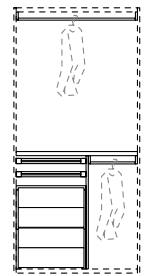
AL PROPOSE:  
1 hanging rod  
6 wooden shelves  
1 internal partition  
1 pull-out trouser rack

DIMENSIONS  
W 117.8 | 137.8 | 147.8 cm



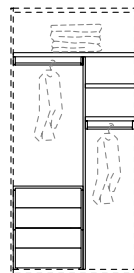
AC PROPOSE:  
1 hanging rod  
7 wooden shelves  
1 hanging drawer unit  
1 pull-out trouser  
1 internal partition

DIMENSIONS  
W 117.8 | 137.8 | 147.8 cm



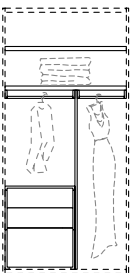
AD PROPOSE:  
2 hanging rods  
1 wooden shelf  
2 pull-out wooden shelves  
1 floor sitting drawer unit  
1 internal partition

DIMENSIONS  
W 117.8 | 137.8 | 147.8 cm



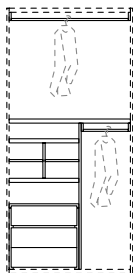
AK PROPOSE:  
2 hanging rods  
3 wooden shelves  
1 floor sitting drawer unit  
1 internal partition

DIMENSIONS  
W 97.8 | 117.8 | 137.8 | 147.8



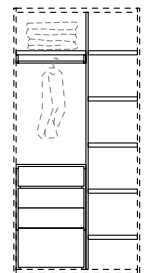
AA PROPOSE:  
2 hanging rods  
2 wooden shelves  
1 floor sitting drawer unit  
1 internal partition

DIMENSIONS  
W 97.8 | 117.8 | 137.8 | 147.8



AF PROPOSE:  
2 hanging rods  
1 wooden shelves  
1 floor sitting drawer unit  
1 wooden cubby  
1 internal partition

DIMENSIONS  
W 117.8 | 137.8 | 147.8 cm



AH PROPOSE:  
1 hanging rod  
6 wooden shelves  
1 floor sitting drawer unit  
1 internal partition

DIMENSIONS  
W 117.8 | 137.8 | 147.8 cm

# PIANCA

## INTERNAL ACCESSORIES



**PULL-OUT SHELF**  
In aluminium with wooden or glass shelf and front



**PULL-OUT**  
aluminium tray with front



**PULL-OUT HAMPER**  
With aluminium support and front



**PULL-OUT BELT/TIE RACK**  
To be applied on the closet sides



**BASIC PULL-OUT TROUSER RACK**



**PULL-OUT ALLUMINIUM TROUSER RACK**  
Trousers rack with front



**PULL-OUT DOUBLE SHOE RACK**



**PULL-OUT SHOE RACK**



**FIXED SHOE RACK**



**PULL-DOWN ROD**  
Manual or electrical




**PULL-OUT ADJUSTABLE MIRROR**  
For unit with sliding doors or open closets




**SENSOR-ACTIVATED**  
Recessed led lights for tops and shelves

# PIANCA

## ACCESSORIES



1. Scarves shawls and handbags ring hanger
2. Ties and belts ring hanger
3. Jacket + trouser hanger
4. Trousers hanger
5. Jacket + skirt hanger
6. Skirt hanger
7. Hooked rod



1. Boxed covered with light grey fabric
2. Tray with light grey fabric lining and cubbies for ties and belts in microfiber
3. Tray with light grey fabric lining and jewelry organizer in microfiber
4. Tray with light grey fabric lining
5. Scents and diffusers set